
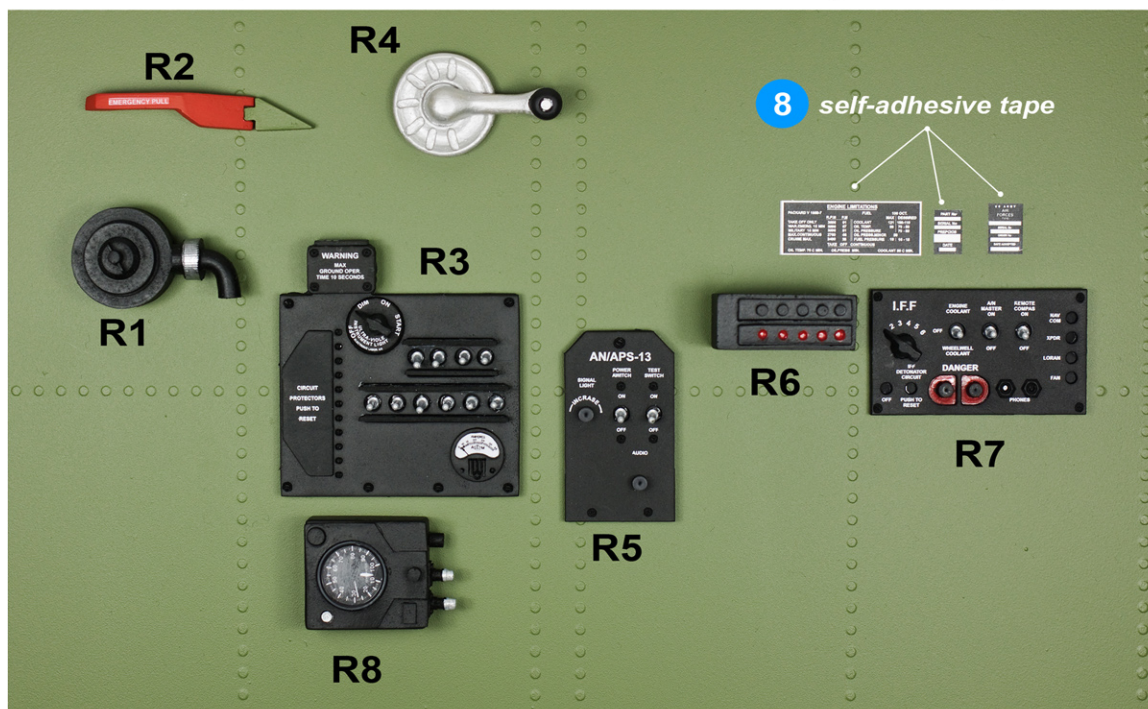


North American P-51D Mustang

Right side

Cockpit Colour: Interior Green ANA 611 (FS 34151)



Instruction :

It is recommended to attach the parts by a double-sides adhesive tape to the internal structure, whereas the tape provides a resilient gripping and, moreover, enables a repeated take-out of a part. To complete the internal cockpit space, addition of electrical cables and liquid distribution pipes is also suitable.

NOTICE : The panel base material is not a part of the construction kit

North American P-51D Mustang

Right side



R3

R4



silver

R8



switches (2x)
silver colour

R5



plastic parts

R6



switches (3x)
silver colour

resin part (switch)




plastic parts

R7





North American P-51D Mustang


Left side




24



North American P-51D Mustang



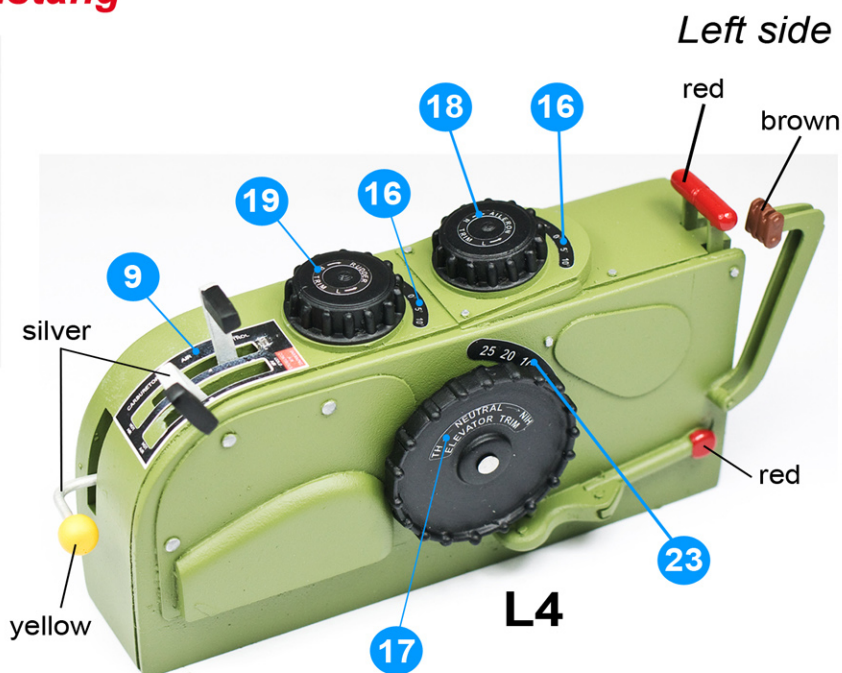
L3



L6



L5




L4



switches (2x)
silver colour

L7



under instrument panel

Work the resin parts carefully as they are fragile.
Paint the accessories relevant colours (see pictures).
Cement with quick-drying cement.